

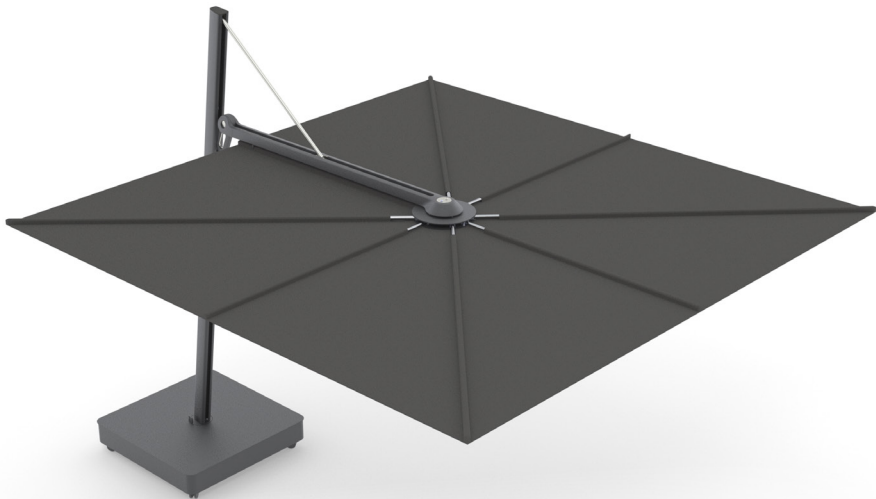
MODELS

ARCHITECTURE




RAL 9018
Papyrus White

FULL BLACK



RAL9005
Black




SAND






RAL 1013
Beige
Limestone



SAFARI

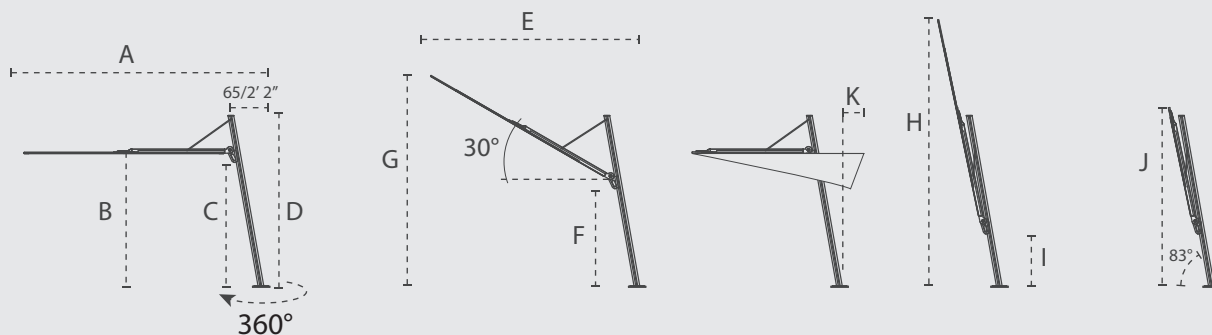


LATTE

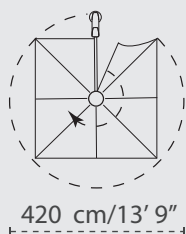


DIMENSIONS

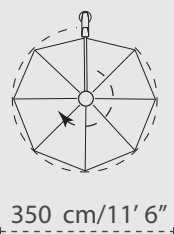
ARCHITECTURE / FULL BLACK / SAND / LATTE / SAFARI



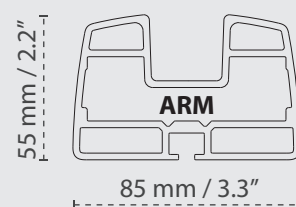
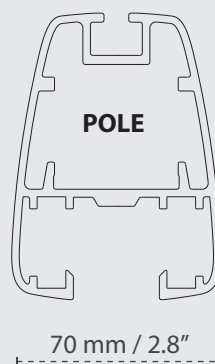
ARCHITECTURE FULL BLACK / SAND



LATTE / SAFARI



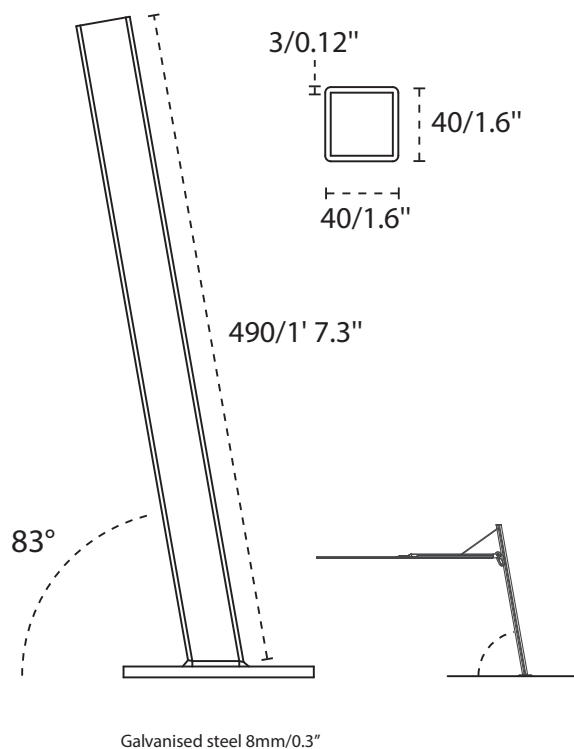
95 mm / 3.7"



+/- 2% -----		A cm/ft	B cm/ft	C cm/ft	D cm/ft	E cm/ft	F cm/ft	G cm/ft	H cm/ft	I cm/ft	J cm/ft	K cm/ft
☒	3 x 3 m / 9' 10" x 9' 10"	365/11' 12"	195/6' 5"	185/6' 1"	260/8' 6"	280/9' 2"	128/4' 2"	325/10' 8"	410/13' 5"	77/2' 6"	265/8' 8"	0/ 0"
☉	3,5 m / 11' 6"	380/12' 6"	195/6' 5"	185/6' 1"	260/8' 6"	295/9' 8"	128/4' 2"	340/11' 2"	425/13' 11"	77/2' 6"	280/9' 2"	0/ 0"

DIMENSIONS / MATERIALS SPIGOT (mm/ft)

ARCHITECTURE / FULL BLACK / SAND / SAFARI / LATTE



MATERIALS



FABRIC

Colorum - 100% Acryl 260 gr/m²
Solidum - 100% Acryl 250 gr/m²
More details - see spec sheet Fabrics



RIBS

Glass fiber ribs - Ø 16mm/0.63"



POLE

Aluminum,
powder coated



HANDLES

Casted aluminum, powder coated
Stainless steel 316, polished



ARCHITECTURE / FULL BLACK

Galvanised steel, powder coated
RAL 9018 Papyrus White and
RAL 9005 Black



BASE SAND / SAFARI / LATTE

Galvanised steel, powder coated
RAL 1013 Limestone Beige, Earth Clay, Grey Beige
Wooden cover Thermo Poplar

PACKAGING & TRANSPORT

Versa UX	L (cm)	W (cm)	H (cm)	Weight (kg)	L (ft)	W (ft)	H (ft)	Weight (lbs)
Umbrella box	273	36	33	32	8'11.5"	1'2.2"	1'1"	70
Base L UX Black/Archi	88.8	88.8	15	32 kg	2'11"	2'11"	5.9"	70.4
Base L UX Black / Archi package	90	90	16	33 kg	2'11.4"	2'11.4"	6.3"	72.6
Base L UX Sand / Safari / Latte	88.8	88.8	16.5	32 kg	2'11"	2'11"	6.5"	70.4
Base L UX Sand / Safari / Latte package	90	90	18	33 kg	2'11.4"	2'11.4"	7.1"	72.6

NICE TO KNOW

- Spare parts available
- Designed and manufactured in Belgium
- Warranty between 10 and 2 years, please consult our warranty policy at www.umbrosa.com
- Download owner's manual (QR-code included), also available at www.umbrosa.com
- Storage bag included (Colorum Flanelle)
- Wind speeds up to 5 beaufort, 30 km/h, 18 mph when base is permanently fixed
- Tested at TU Delft

SAFETY STATEMENTS & WARNINGS

- Product is suitable for light wind and/or light rain only.
- Position product in direction of wind as recommended in user manual.
- Do not use product in inclement weather, such as strong wind, thunderstorms, heavy rain or snow, and make sure that the umbrella is closed and stored in advance.
- Never allow the umbrella to flap in the wind. This could cause personal injury, damage to personal property, damage to umbrella and/or umbrella canopy.
- Close product and secure strap when not in use.
- Do not use product without its base or unless attached to building structure, and keep umbrella secured to umbrella base or mount at all times.
- Do not use product over or near harsh chemicals or open flames.
- Place product on stable and level surface.
- Do not allow children to assemble or operate product.
- Do not leave product unattended.
- Store product indoors during winter and extreme weather conditions.
- When adjusting or assembling the umbrella or umbrella base, make sure fingers, toes or any other parts of the body are clear from moving parts. Failing to do so may result in serious injury.
- Only use Umbrosa replacement parts.
- Read owner's manual.
- Any modifications to the product or failure to follow recommended care will void the warranty.
- Wind damage is not covered under our limited warranty.